

# Curriculum Booklet

Year 2

Spring

**St Joseph's**

Catholic Primary School





# St Joseph's

## Catholic Primary School

### National Curriculum

The **National Curriculum** is formed of core subjects and foundation subjects. The **core subjects** are English, Mathematics and Science. As a Catholic school, the teaching of Religious Education (RE) is also core to our curriculum.

The **foundation subjects** are: Art and Design, Computing, Design and Technology, Geography, History, Music and Physical Education. We also teach Languages (French) in Key Stage 2, with younger pupils learning the basics of the language.

In addition, Personal, Social, Health and Economic Education (PSHE), including Relationship and Sex Education (RSE) is required to be taught.

### Content

The purpose of this booklet is so that parents are aware of the curriculum coverage for the Autumn term.

Inside this informative booklet we have included

- Subject coverage
- Key vocabulary
- Suggested books for school and home
- Suggested websites for home
- Homework tasks





Further information about our curriculum is available on our school website [www.stjosephsjarrow.co.uk](http://www.stjosephsjarrow.co.uk)












# St Joseph's



## Catholic Primary School

### What will I be learning?

Subject	Content
English	<p><b>Genres covered</b></p> <ul style="list-style-type: none"> <li>• Non-chronological report writing (Geography Curriculum link - Planet Earth)</li> <li>• Quest/ Journey</li> <li>• Defeating the Monster (Villain theme)</li> </ul> <p><b>Handwriting focus</b></p> <ul style="list-style-type: none"> <li>• Letter join - letter families</li> <li>• Learning how to join letters diagonally.</li> </ul> <p><b>Grammar focus</b></p> <ul style="list-style-type: none"> <li>• Noun phrases</li> <li>• Formal language and technical vocabulary</li> <li>• Sentence types</li> <li>• Correct verb tenses</li> <li>• Adverbs</li> <li>• Time order (chronology)</li> <li>• Possessive apostrophes</li> </ul> <p><b>Spelling focus</b></p> <ul style="list-style-type: none"> <li>• adding 'y' (-igh sound)</li> <li>• Adding -ed</li> <li>• Adding -ies, -ed</li> <li>• Adding -er and -est</li> <li>• Challenge words</li> </ul>
Whole Class Reading	 



Other books	  
Here are some suggested books to read at home or from our library	  
Maths	<p><b>We will be learning about:</b></p> <ul style="list-style-type: none"> <li>● Shape</li> <li>● Money</li> <li>● Multiplication and Division</li> <li>● Statistics</li> <li>● Length and Height</li> </ul> <p>We will explore the properties of 2D and 3D shapes, learn about money and how to count and use it. We will then start to explore multiplication and division and learn how to make equal groups. We will then learn about measuring and comparing length and height.</p>
Here are some suggested maths games to play at home	<p><b>Topmarks-</b> Hit the Button for Bonds to 10, 20          -Paint the squares          - The Toy Shop          -2, 5 and 10 times tables</p>
Science	<p>We will be learning about:</p> <ul style="list-style-type: none"> <li>● <b>Materials</b></li> <li>● <b>Living Things</b></li> </ul>
Key vocabulary	<p><b>Materials-</b> Hard, soft, transparent, opaque, translucent, shiny, flexible, changing materials.</p> <p><b>Living Things -</b> Animal, plant, habitat, minibeast, prey, predator, food chain, carnivore, omnivore, herbivore.</p>
Some books about this unit	  

<b>History</b>	<p><b>Comparing Queens</b></p> <p>We will learn about what a monarch is and how the title of King or Queen is inherited. We will learn about our current monarchy and learn about the previous Queen Elizabeth (longest reigning monarch). We will be able to place the reigns of the Queens in order; know who was the 'earliest' and who is the most recent. We will sequence events from the lives of queens and learn key facts about their lives and compare them to modern day.</p>
<b>Key vocabulary</b>	Queen Elizabeth I, Queen Victoria, Queen Elizabeth II, family trees, reign, succession, jubilee, The British Empire, Tudor, Elizabethan, Victorian
<b>Some books about the unit</b>	
<b>Geography</b>	<p>We will be continuing to learn about 'Planet Earth' before beginning our History topic 'Comparing Queens'.</p> <p>We will explore the 7 continents across the world and the 5 oceans. We will look at the physical and human geography across our Earth and compare continents to where we live.</p>
<b>Key vocabulary</b>	Continent, capital city, ocean, shipping containers, transport, trade, climate, season, habitat, physical feature, human feature.
<b>Some books about the unit</b>	
<b>RE</b>	<p><b><u>Spring Term topics</u></b></p> <p>Local Church- <b>Books</b>  Eucharist- <b>Thanksgiving</b>  Lent/Easter- <b>Opportunities</b></p> 
<b>Key vocabulary</b>	<p><b>Local Church</b> - Bible, Old Testament, New Testament, Scripture, Gospel, Parish family, lectern, thoughtful</p> <p><b>Eucharist</b> - Eucharistic Prayer, thanksgiving</p> <p><b>Lent</b>- Easter, promise, journey, Stations of the Cross</p>
	We will be learning about line and tone, light and dark and how to draw 3D shapes. We will look at artwork by Van Gogh

<b>Art</b>	and Picasso before creating our own independent pieces.
<b>Key vocabulary</b>	Light, dark, 2D and 3D shapes, shading, tone, still life, colour modern, compare, contrast
<b>Some places to see the artist's work</b>	You can visit <a href="https://www.tate.org.uk">Tate.org.uk</a> to explore some of the artist's work.
<b>Design &amp; Technology</b>	We will be learning about different types of bread and about how to make <b>a healthy sandwich</b> .
<b>Key vocabulary</b>	Bagel, Baguette, Brioche, Ciabatta, Focaccia, Naan, Rye bread, Brown bread, Multigrain bread, Croissant, White bread, Bun/Roll, Loaf, Pitta, Tortilla, Flatbread  Butter, Salad, Tomatoes, Cucumber, Lettuce, Onions, Mayonnaise, Tuna, Cheese, Ham, Chicken, Vegetarian
<b>PSHE</b>	We will be learning:- <b>Special People, How to treat others well, How to say "Sorry"</b> .
<b>Some useful websites about the unit</b>	<a href="http://www.bbc.co.uk/cbeebies/games/learning-area/emotions-and-behaviour">www.bbc.co.uk/cbeebies/games/learning-area/emotions-and-behaviour</a>
<b>Computing</b>	We will be learning about: Computers systems and networks-IT around us Creating media-Digital photography
<b>PE</b>	<b>Spring 1</b> During our PE lessons, we will be exploring how to move their bodies, balancing, travelling and jumping on and off apparatus. <b>Spring 2</b> The children will practise skills such as running, jogging, skipping, throwing and catching.

## Your Homework Tasks

**Reading** - Read your reading book as often as you can. Read or listen to someone read your library book.

**Phonics** - practice your phonics sounds and spelling these correctly in writing.

**Spellings** - Spend time learning your spellings every week. Get a grown-up to test you before the spelling test on a Friday in school. The spelling test will now be every **FRIDAY**.  
**You can also play on the games/ practice using your Spelling Shed login.**

**Maths** - Practice your number work on topmarks.

There may be additional worksheets sent out weekly.

