



The STJ Standard-

be the best you can be!

‘Whatever you do, work at it with all your heart, as if working for the Lord...’




Colossians 3:23



Overview


This document is an explanation of the STJ Standard. It will outline the expectations for each student and the standard required for learning and presentation in each lesson and for each piece of work completed. At Saint Joseph’s we truly believe that **every** individual is capable of **excellence** and we encourage each individual to work hard, fulfilling their potential.

The STJ Standard

Ready for learning	<p>I will have everything I need to be ready for learning. I will <u>always</u> have a blue pen (KS2 or those who are ready in Y2), a pencil and a ruler to begin my lessons.</p> <ul style="list-style-type: none">● blue pen / pencil● ruler <p>It is my responsibility to have the equipment I need.</p> <p>If I need additional resources to make my learning easier, I will make sure I have them.</p>
Date (dd/mm/yy)	<p>ALL work will have the numerical date* ‘short date’ (23/03/24)</p> <p>*In French, the ‘long date’ will be used.</p> <p>The date will be written in the left hand margin.</p> <p>It will be underlined in pencil.</p>
<u>Underlining</u>	<p>ALL underlining will be done in pencil.</p>

Title	We always write the title for each new piece of work and underline it in pencil.
Corrections	<p>We draw a line - with a pencil and ruler - through any mistakes that we make and re-write it in the margin or under the paragraph or section marked by an *</p> <p>Editing follows the same procedure but it re-written in GREEN pen.</p>
Key Vocabulary	We can identify any ‘ key vocabulary ’ in our writing using highlighters during editing or ‘ read-throughs ’.
Handwriting	<p>We will follow the schools handwriting policy at all times. Copies of this will be on each table at the point of writing. In Year 3 all children will begin to join their writing.</p> <div data-bbox="739 846 963 1165"><p>abcdefghijklmnopqrstuvwxyz</p><p>Capitals: ABCDEFGHIJKLMNOPQRSTUVWXYZ</p><p>Numbers: 1234567890</p><p>The Four Strokes</p><ol style="list-style-type: none">1. to write without strokes2. to write with strokes3. to write with4. to write with<p>abcdefghijklmnopqrstuvwxyz</p><p>The four strokes (one for each letter) are:</p><p>1 2 3 4 5 6 7 8 9 0</p><p>Aa Bb Cc Dd Ee Ff Gg Hh Ii Jj Kk Ll Mm Nn Oo Pp Qq Rr Ss Tt Uu Vv Ww Xx Yy Zz</p></div>
Diagrams	All diagrams, lines, shapes, tables and drawings will be completed in pencil .
Self-assessment	<p>Self-assessment will be used at the beginning and end of units of work or during lessons to show my teachers where I feel I need more help and support with my learning.</p> <div data-bbox="635 1512 1078 2026"><div></div><div></div><div></div></div>



	I promise to always maintain the STJ Standard in my work.
Name:	
Year _____	Signature

Each half-term, Mrs Bertram will ask for children to bring their best work to her. This work will be shared on FaceBook for parents to see :)