

# Curriculum Booklet

Year 2



Autumn



*In God's love we learn and grow*



**St Joseph's**

Catholic Primary School



# St Joseph's Catholic Primary School

## National Curriculum

The **National Curriculum** is formed of core subjects and foundation subjects. The **core subjects** are English, Mathematics and Science. As a Catholic school, the teaching of Religious Education (RE) is also core to our curriculum.

The **foundation subjects** are: Art and Design, Computing, Design and Technology, Geography, History, Music and Physical Education. We also teach Languages (French) in Key Stage 2, with younger pupils learning the basics of the language.

In addition, Personal, Social, Health and Economic Education (PSHE), including Relationship and Sex Education (RSE) is required to be taught.

## Content

The purpose of this booklet is so that parents are aware of the curriculum coverage for the Autumn term.

Inside this informative booklet we have included

- Subject coverage
- Key vocabulary
- Suggested books for school and home
- Suggested websites for home
- Homework tasks







Further information about our curriculum is available on our school website [www.stjosephsjarrow.co.uk](http://www.stjosephsjarrow.co.uk)






# St Joseph's Catholic Primary School

## What will I be learning?

Subject	Content
<p><b>English</b></p>	<p><b>We will be reading 'Little Red Riding Hood'</b></p> <p><b>Genres covered</b></p> <ul style="list-style-type: none"> <li>• Traditional tale</li> <li>• Non-fiction- diary writing</li> </ul> <p><b>Handwriting focus</b></p> <ul style="list-style-type: none"> <li>• The Ladder Family (l, i, u, t, y and j)</li> <li>• The One-Armed Robot Family (n, m and h)</li> </ul> <p><b>Grammar focus</b></p> <ul style="list-style-type: none"> <li>• Noun phrases</li> <li>• Sentence types</li> <li>• Correct verb tenses</li> <li>• Adverbs</li> <li>• Structure of diary</li> <li>• Time order (chronology)</li> <li>• Possessive apostrophes</li> <li>• Use of past tense</li> </ul> <p><b>Spelling focus</b></p> <ul style="list-style-type: none"> <li>• /j/ sound with 'dge', 'ge', soft 'g'</li> <li>• silent letters- k, w, wr</li> <li>• common exception words</li> <li>• words ending in 'le', 'el', 'al' and 'il'</li> </ul>
<p><b>Whole Class Reading</b></p>	

<p><b>Other books</b></p>	
<p><b>Here are some suggested books to read at home or from our library</b></p>	
<p><b>Maths</b></p>	<p><b>We will be learning about:</b></p> <ul style="list-style-type: none"> <li>● <b>Numbers to 100</b></li> <li>● <b>Addition and Subtraction</b></li> <li>● <b>Money</b></li> <li>● <b>Multiplication and Division</b></li> </ul>
<p><b>Here are some suggested maths games to play at home</b></p>	<p><b>Topmarks-</b> Hit the Button for Bonds to 10, 20          -Paint the squares          -Splat          -2 times table</p>
<p><b>Science</b></p>	<p><b>We will be learning about:</b></p> <ul style="list-style-type: none"> <li>● <b>Animals including Humans</b></li> <li>● <b>Materials</b></li> </ul>
<p><b>Key vocabulary</b></p>	
<p><b>Some books about this unit</b></p>	
<p><b>History</b></p>	<p>The Great Fire of London</p>
<p><b>Key vocabulary</b></p>	<p>Timber, thatch, carriage, lantern, fire-hook, eye-witness, diary, architect, population, The Metropolitan Fire Brigade Act</p>

<p><b>Some books about the unit</b></p>	
<p><b>Geography</b></p>	<p>We will be learning about 'Planet Earth'</p>
<p><b>Key vocabulary</b></p>	<p>Continent, capital city, ocean, shipping containers, transport, trade, climate, season, habitat, physical feature, human feature</p>
<p><b>Some books about the unit</b></p>	
<p><b>RE</b></p>	<p><b><u>Autumn Term topics</u></b></p> <p>Beginnings- <b>Creation</b>          Belonging- <b>Baptism</b>          Advent- <b>Preparations</b></p> 
<p><b>Key vocabulary</b></p>	<p>Creation story Old Testament planet look after feelings Baptism God's family church water oil candle priest god parents Advent get ready sorry annunciation Visitation Nativity :-</p>
<p><b>Art</b></p>	<p>We will be learning about line and tone, light and dark and how to draw still life pictures. We will look at artwork by Paul Cezanne and Dutch still-life artists.</p>
<p><b>Key vocabulary</b></p>	<p><i>Line tone tonal ladders still life mark making hatching Cross hatching observation pressure scumble Pointillism</i></p>
<p><b>Some places to see the artist's work</b></p>	<p>You can visit <a href="http://Tate.org.uk">Tate.org.uk</a>.</p>
<p><b>Design &amp; Technology</b></p>	<p>We will be learning about different types of bread and about how to make a <b>healthy sandwich</b>.</p>
<p><b>Key vocabulary</b></p>	<p>Bagel, Baguette, Brioche, Ciabatta, Focaccia, Naan, Rye bread, Brown bread, Multigrain bread, Croissant, White bread, Bun/Roll, Loaf, Pitta, Tortilla, Flatbread</p> <p>Butter, Salad, Tomatoes, Cucumber, Lettuce,</p>

	Onions, Mayonnaise, Tuna, Cheese, Ham, Chicken, Vegetarian
<b>PSHE</b>	We will be learning:- <b>How to keep our bodies healthy, Emotional well-being and The Human Life Cycle.</b>
<b>Some useful websites about the unit</b>	<a href="http://www.bbc.co.uk/cbeebies/games/learning-area/emotions-and-behaviour">www.bbc.co.uk/cbeebies/games/learning-area/emotions-and-behaviour</a>
<b>Computing</b>	We will be learning about: Computers systems and networks-IT around us Creating media-Digital photography
<b>PE</b>	<b>Autumn 1</b> During our PE lessons, we will be how to jog, run and sprint around a space. We will take part in team games that involve running, jumping over hurdles and learning how to use equipment eg hockey stick and ball. <b>Autumn 2</b> The children will practise their throwing and catching skills using balls of various sizes. They will participate in games, which involve throwing a ball.

## Your Homework Tasks

**Read your reading book** as often as you can.

Read or listen to someone read your **library book**.

Spend time learning your **spellings** every week. Get a grown-up to test you before the spelling test on a Friday in school.

**Maths** Practise your numbers to 100 on the **Topmarks** games.

