

# Curriculum Booklet

Year 4

Autumn



**St Joseph's**

Catholic Primary School



# St Joseph's

## Catholic Primary School

### National Curriculum

The **National Curriculum** is formed of core subjects and foundation subjects. The **core subjects** are English, Mathematics and Science. As a Catholic school, the teaching of Religious Education (RE) is also core to our curriculum.

The **foundation subjects** are: Art and Design, Computing, Design and Technology, Geography, History, Music and Physical Education. We also teach Languages (French) in Key Stage 2, with younger pupils learning the basics of the language.

In addition, Personal, Social, Health and Economic Education (PSHE), including Relationship and Sex Education (RSE) is required to be taught.

### Content

The purpose of this booklet is so that parents are aware of the curriculum coverage for the Autumn term.

Inside this informative booklet we have included

- Subject coverage
- Key vocabulary
- Suggested books for school and home
- Suggested websites for home
- Homework tasks








Further information about our curriculum is available on our school website [www.stjosephsjarrow.co.uk](http://www.stjosephsjarrow.co.uk)






# St Joseph's




## Catholic Primary School

### What will I be learning?

Subject	Content
English	<p><b>Genres covered</b></p> <ul style="list-style-type: none"> <li>Meeting narrative</li> <li>Information text</li> <li>Newspaper report</li> </ul> <p><b>Handwriting focus</b></p> <ul style="list-style-type: none"> <li>Correctly joined letters</li> </ul> <p><b>Grammar focus</b></p> <ul style="list-style-type: none"> <li>Fronted adverbials, speech, plurals, pronouns, verb alternatives, types of nouns</li> </ul> <p><b>Spelling focus</b></p> <ul style="list-style-type: none"> <li>Suffixes, prefixes, the // sound spelt y such as gym, the ou spelling with the sound /u/, the suffix -ation, the suffix -ly, words that end with -ure, the suffix -ous, word endings -tion, -ssion, -sion, -cian</li> </ul>
Whole Class Reading	<p>We will be reading <b>The Midnight Fox</b> by Betsy Byars and <b>The Miraculous Journey of Edward Tulane</b> by Kate DiCamillo.</p> <div style="display: flex; justify-content: space-around; align-items: center;">   </div>
Other books by Betsy Byars	<div style="display: flex; justify-content: space-around; align-items: center;">    </div>



<p>Here are some suggested books to read at home or from our library</p>		
<p><b>Maths</b></p>	<p>We will be learning about:</p> <ul style="list-style-type: none"> <li>• Place value within 1,000</li> <li>• Place value within 10,000</li> <li>• Addition and subtraction</li> <li>• Measuring perimeter</li> <li>• Multiplication</li> <li>• Division</li> </ul>	
<p>Here are some suggested maths games to play at home</p>	<p><a href="https://www.timestables.co.uk/games/">https://www.timestables.co.uk/games/</a></p>	
<p><b>Science</b></p>	<p>We will be learning about the digestive system, materials and the water cycle.</p>	
<p><b>Key vocabulary</b></p>	<ul style="list-style-type: none"> <li>• Incisor</li> <li>• Canine</li> <li>• Molar</li> <li>• Pre-molar</li> <li>• Oesophagus</li> <li>• Stomach</li> <li>• Large intestine</li> <li>• Small intestine</li> </ul>	<ul style="list-style-type: none"> <li>• Solid</li> <li>• Liquid</li> <li>• Gas</li> <li>• Particle</li> <li>• Evaporation</li> <li>• Condensation</li> </ul>
<p>Some books about this unit</p>		
<p><b>History</b></p>	<p>We will be learning about The Romans in Britain.</p>	
<p><b>Key vocabulary</b></p>	<ul style="list-style-type: none"> <li>• Amphitheatre</li> <li>• Aqueduct</li> <li>• Barbarian</li> <li>• Chariot</li> <li>• Cohort</li> <li>• Empire</li> <li>• Gaul</li> <li>• Hypocaust</li> <li>• Invade</li> <li>• Latin</li> <li>• Legion</li> <li>• Republic</li> <li>• Tribe</li> <li>• Villa</li> </ul>	

<p><b>Some books about the unit</b></p>			
<p><b>Geography</b></p>	<p>We will be learning about Rivers.</p>		
<p><b>Key vocabulary</b></p>	<ul style="list-style-type: none"> <li>• Precipitation</li> <li>• Evaporation</li> <li>• Condensation</li> <li>• Transpiration</li> <li>• Infiltration</li> <li>• Drainage basin</li> <li>• Source</li> <li>• Mouth</li> <li>• Tributary</li> <li>• Confluence</li> <li>• Erosion</li> <li>• Transportation</li> <li>• Deposition</li> <li>• Meander</li> <li>• Floodplain</li> <li>• Flash flood</li> </ul>		
<p><b>Some books about the unit</b></p>			
<p><b>RE</b></p>	<p>We will be learning about the ancestors of Jesus, Reconciliation and Advent.</p>		
<p><b>Key vocabulary</b></p>	<ul style="list-style-type: none"> <li>• Abraham</li> <li>• Ruth</li> <li>• Joseph</li> <li>• Ancestors</li> <li>• Family tree</li> <li>• Trust</li> <li>• Old Testament</li> </ul>	<ul style="list-style-type: none"> <li>• Sorry</li> <li>• Forgiveness</li> <li>• Penance</li> <li>• Friendship</li> <li>• Building bridges</li> </ul>	<ul style="list-style-type: none"> <li>• Preparation</li> <li>• Gift</li> <li>• Messiah</li> <li>• Isaiah</li> <li>• Wise men</li> <li>• God's gift</li> <li>• Gaudete Sunday</li> </ul>
<p><b>Art</b></p>	<p>We will be creating designs, inspired by the work of the artist Gustav Klimt.</p> 		
<p><b>Key vocabulary</b></p>	<ul style="list-style-type: none"> <li>• Illuminated letters</li> <li>• Zentangles</li> <li>• Embossed design</li> </ul>		

<b>Some places to see the artist's work</b>	You can see some paintings by Gustav Klimt in art galleries in Austria, where Klimt lived.
<b>Design &amp; Technology</b>	We will be making a tomato based pasta sauce with hidden vegetables.
<b>Key vocabulary</b>	<ul style="list-style-type: none"> <li>• Seasonal vegetables</li> <li>• Hidden vegetables</li> <li>• Taste test</li> <li>• Packaging</li> <li>• Ingredients</li> </ul>
<b>PSHE</b>	<ul style="list-style-type: none"> <li>• We will be learning about the story of Jairus' daughter and how we are all designed for a purpose.</li> <li>• We will learn about the sacraments of Baptism and Reconciliation.</li> <li>• We will also learn about the difference between feelings and actions, how to keep emotionally healthy and how to build resilience against negative feelings.</li> </ul>
<b>Some useful websites about the unit</b>	<a href="https://www.bbc.co.uk/teach/ks2-pshe/zbrg7nb">https://www.bbc.co.uk/teach/ks2-pshe/zbrg7nb</a>
<b>Computing</b>	<p>We will be learning about:</p> <ul style="list-style-type: none"> <li>• <b>Unit 1-Computing systems and networks-connecting computers.</b> Children will explore the World Wide Web for themselves in order to learn about who owns content and what they can access, add, and create. Finally, they will evaluate online content to decide how honest, accurate, or reliable it is, and understand the consequences of false information.</li> <li>• <b>Unit 2- Creating media-audio production.</b> Use Audacity to produce a podcast, which will include editing their work, adding multiple tracks, and opening and saving the audio files.</li> </ul>
<b>Some useful websites about the unit</b>	<a href="https://www.bbc.co.uk/bitesize/topics/zf2f9j6">https://www.bbc.co.uk/bitesize/topics/zf2f9j6</a>
<b>PE</b>	During our PE lessons, we will be developing our football and athletics skills.

## Your Homework Tasks

Weekly Spellings and times tables to learn each week

Useful websites:

<https://trockstars.com/>

<https://www.timestables.co.uk/>

